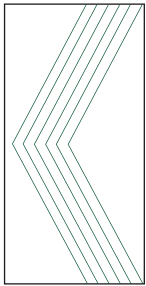


Spiral Wound Gaskets

• Traditional V Type Spiral Wound Gaskets

V-Shaped



Features & Benefits

- Uses V-Shaped high quality stainless steel band. Provides reliable performance.
- Uses high quality flexible graphite, which has excellent sealability.
- Diameter up to 4m.

Gasket Material

Metal Wound Band: 304SS / 316LSS

Filler Material: Flexible Graphite / PTFE

※ Other materials available upon request.

Technical Data

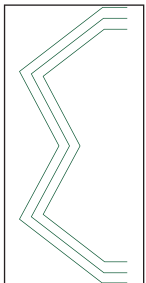
Sealability		$\leq 1 \times 10^{-3} \text{cm}^3/\text{s}$
Max. Pressure		20MPa
Temperature Range	Metal + Flexible Graphite	-250 ~ 870°C
	Metal + PTFE	-200 ~ 260°C
Thickness		3.2/4.5/6.5mm

Reinforced Style

Spiral Wound Only (Style R)	Suitable for tongue and groove, male-female, or groove-to-flat face flanges
Spiral Wound with Inner Ring (Style RIR)	Suitable for male-female face flanges
Spiral Wound with Outer Ring (Style CG)	Suitable for flat face and raised face flanges up to Class 2500 (42MPa)
Spiral Wound with Inner and Outer Ring (Style CGI)	Suitable for flat face and raised face flanges up to Class 2500 (42MPa)

• SU & SU Patented & Improved Spiral Wound Gaskets

SU Shaped



Features & Benefits

- The unique SU-Shaped steel band structure helps provide better recovery ability.
- The angle between the steel band and the flange surface is less than 30°, which prevents damage to the flange surface.
- Flexible Graphite sealing material: High strength, superior sealability, excellent chemical resistance.

Gasket Material

Metal Wound Band: 304SS / 316LSS

Filler Material: Flexible Graphite / PTFE

※ Other materials available upon request.


Technical Data

Sealability		$\leq 1 \times 10^{-4} \text{cm}^3/\text{s}$
Max. Pressure		30MPa
Temperature Range	Metal + Flexible Graphite	-250 ~ 870°C
	Metal + PTFE	-200 ~ 260°C
Thickness		3.2/4.5/6.5mm

Reinforced Style

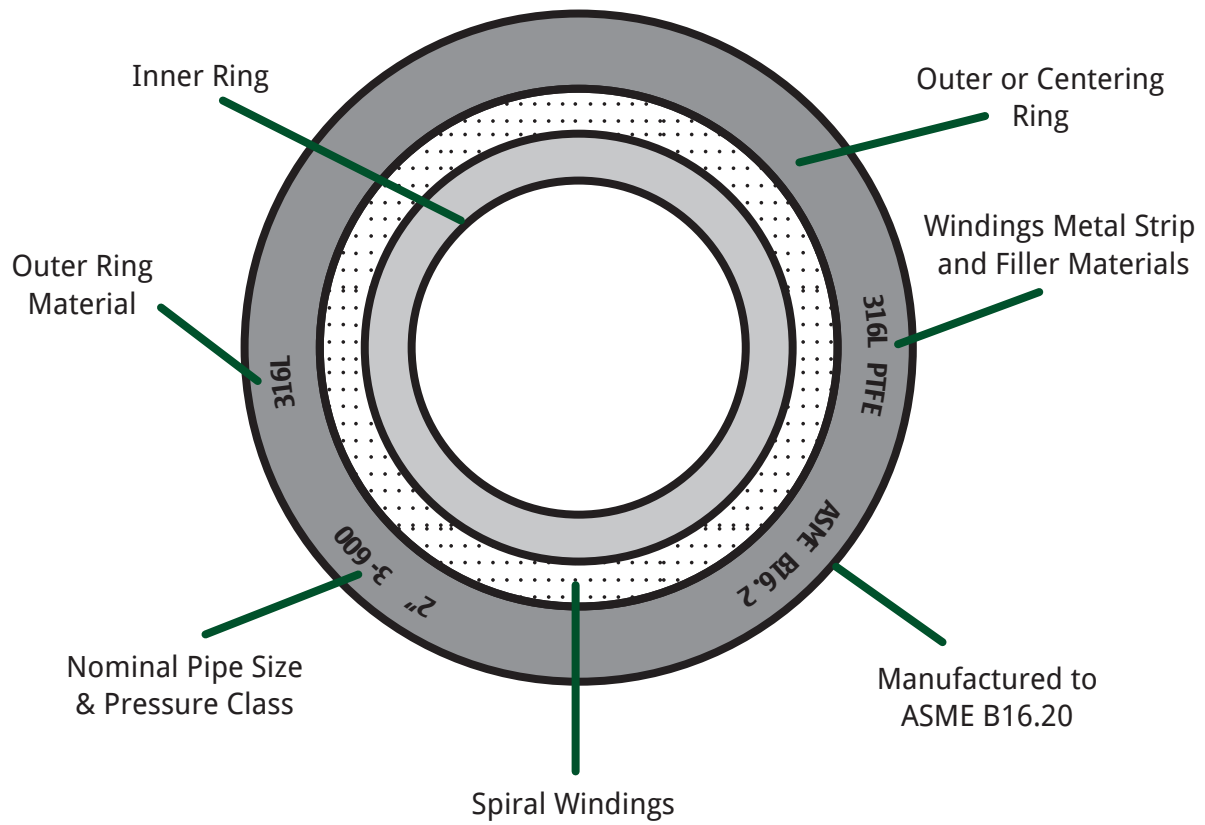
Spiral Wound Only (Style R)	Suitable for tongue and groove, male-female, or groove-to-flat face flanges
Spiral Wound with Inner Ring (Style RIR)	Suitable for male-female face flanges
Spiral Wound with Outer Ring (Style CG)	Suitable for flat face and raised face flanges up to Class 2500 (42MPa)
Spiral Wound with Inner and Outer Ring (Style CGI)	Suitable for flat face and raised face flanges up to Class 2500 (42MPa)

SU-Shaped

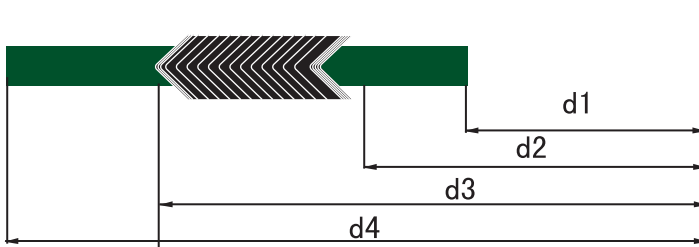


Spiral Wound Gasket Identification

Identification as Required by ASME B16.20

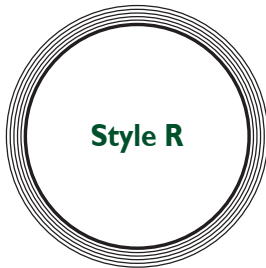


Gasket Dimensions



- d1 - Inside Diameter of Inner Ring
- d2 - Inside Diameter of Sealing Element
- d3 - Outside Diameter of Sealing Element
- d4 - Outside Diameter of Outer Ring

Spiral Wound Gasket Types



Style R

Basic construction type, inner and outer diameters are reinforced with several plies of metal without filler to give greater stability and better compression and sealing characteristics.



Style RIR

Style RIR fitted with a solid inner metal ring acting as a compression stop, fills the space between flange bore and ID of the gasket. Prevents accumulation of solids, reduces turbulent flow and minimizes erosion at flange faces.



Style CG

Style CG fitted with an external ring which accurately centers gasket on the flange face, provides additional radial strength preventing gasket blow-out and acts as a compression stop.



Style CGI

Style CGI, Similar to a CG gasket but fitted with inter ring giving additional compression limitation and providing a heat and corrosion barrier, protecting windings and preventing flange erosion.

Ordering Information

When ordering spiral wound gaskets please specify the following:

- Gasket standard
- Gasket style
- Nominal pipe size and pressure rating or specific gasket dimensions if other than standard
- Winding and filler materials
- Outer or centering ring and/or inner ring material
- Thickness of gasket if other than standard

International Standard

ISO , ASME B16.20 , API601 , JIS B2404 , JPI - 75 - 41 , DIN2699 , BS3381

Spiral Wound Gasket Specifications

Temperature Range of Common Metals

Material	Minimum	Maximum	Abbreviation	Guide Ring Colour Code per ASME B16.20
304 SS	- 195°C	760°C	304	Yellow
304L SS	- 195°C	760°C	304L	No Colour
316L SS	- 100°C	760°C	316L	Green
317L SS	- 100°C	760°C	317L	Maroon
321 SS	- 195°C	760°C	321	Turquoise
Carbon Steel	- 40°C	540°C	CRS	Silver
INCOLOY® 800	- 100°C	870°C	IN 800	White
INCOLOY® 825	- 100°C	870°C	IN825	White
INCONEL® 600	- 100°C	1,090°C	INC 600	Gold
INCONEL® 625	- 100°C	1,090°C	INC 625	Gold
INCONEL® X750	- 100°C	1,090°C	INX	No Colour
MONEL® 400	- 130°C	820°C	MON	Orange
Nickel 200	- 195°C	760°C	NI	Red
Titanium	- 195°C	2,000°C	TI	Purple

Temperature Range of Spiral Windings

Material	Minimum	Maximum	Abbreviation	Guide Ring Colour Code per ASME B16.20
Flexible Graphite	- 212°C	510°C	F.G.	Gray
PTFE	- 240°C	260°C	PTFE	White

Thickness

Nominal Thickness	Compressed Thickness
3.2 mm	2.4/2.6 mm
4.5 mm	3.2/3.45 mm
7.3 mm	5.0/5.25 mm

Standard Tolerances for Windings

Gasket Diameter	ID	OD
≤ 25 mm	+0.4 mm, -0	+0, - 0.8 mm
25 - 610 mm	+0.8 mm, -0	+0, - 0.8 mm
610 - 915 mm	+1.2 mm, -0	+0, - 1.6 mm
915 - 1525 mm	+1.6 mm, -0	+0, - 1.6 mm
≥ 1525 mm	+2.4 mm, -0	+0, - 2.4 mm

Ningbo Sunshine Sealing Technology Co., Ltd

No.620 Xujiangan Road, Jiangbei District, Ningbo City, Zhejiang Province

www.sunshinegaskets.com E-mail: sunshine@sunshinegaskets.com